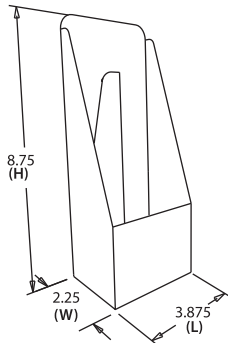


Accessories

Retail display solutions are an easy and affordable approach to merchandising. Displays help feature and promote your product at retail level. Buy them plain white or custom manufacture with your branding. Display accessories for retail solutions are **all inventoried items** and ready for immediate delivery.

Custom Retail Programs

Our experienced sales team are available to assist you with your merchandising program from start to finish.



Folded Brochure Holder

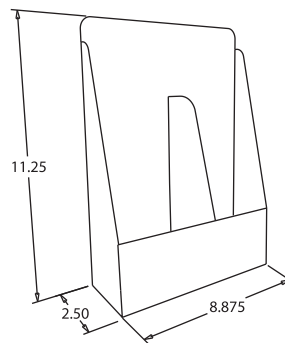
CD0550

3 7/8" x 2 1/4" x 8 3/4"

Inside Dimensions:

3 3/4" x 1 3/4" x 2 1/2" to 8 5/8"

Perfect fit for tri-fold brochures.
50 per bundle. White.



Flat Brochure Holder

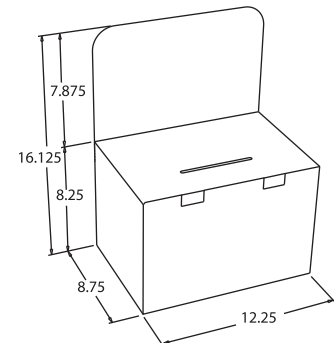
CD0600

8 7/8" x 2 1/2" x 11 1/4"

Inside Dimensions:

8 3/4" x 2" x 2 3/4" to 11 1/8"

Great for 8.5" x 11" marketing brochures.
50 per bundle. White.



Ballot Box with Header

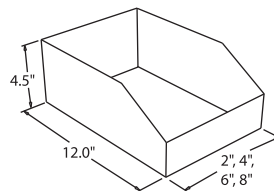
CB0601/02

12 1/4" x 8 3/4" x 16 3/8"

Inside Dimensions: 12" x 8 1/2" x 8"

Header: 12 3/8" x 7 1/8"

Great for in-store promotions and contests.
25 per bundle. White.



Bin Boxes (Inside Dimensions)

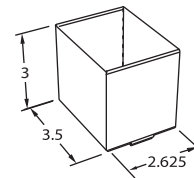
CB2002 2" x 11" x 4 1/2"

CB2004 4" x 11" x 4 1/2"

CB2006 6" x 11" x 4 1/2"

CB2008 8" x 11" x 4 1/2"

50 per bundle. White.



Inserts for Bin Boxes

CB2009 3 1/2" x 2 5/8" x 3"

CB2010 5 1/8" x 3 3/8" x 3"

100 per bundle.

White paperboard.

Retail- Counter Displays

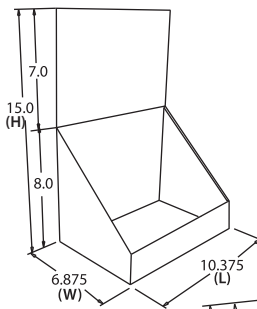
GLBC now has a complete line of affordable counter displays solutions. Save on the cost of cutting dies by choosing from one of our standard styles that fits your needs. Call your Account Manager today to customize your display with inserts, labels and print. These items manufactured only as required with low minimums.

Print Options

Many custom print options available to fit all budget and brand needs.

All Counter displays are custom manufactured.

What you want, when you need it.



Counter Display #1

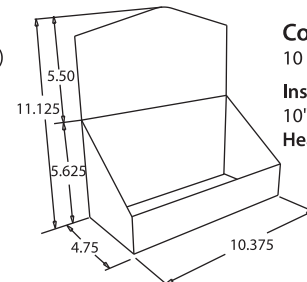
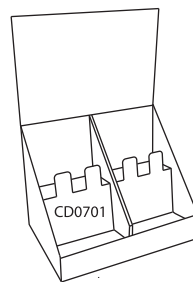
with optional insert (CD0701)
10 3/8" x 6 7/8" x 15"

Inside Dimensions:

9 3/4" x 6 3/8" x 2" to 8"

Header: 10" x 7"

Cell: 4 1/2" x 2 1/4" x 3 1/2"



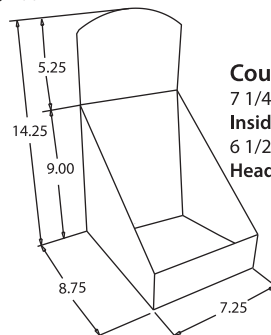
Counter Display #2

10 3/8" x 4 3/4" x 11 1/8"

Inside Dimensions:

10" x 4 1/8" x 2" to 5"

Header: 10" x 5 1/2"



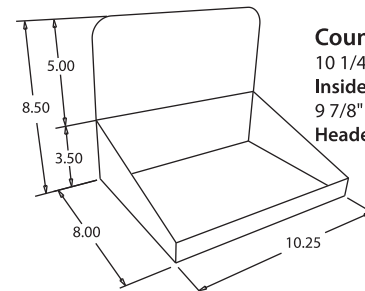
Counter Display #3

7 1/4" x 8 3/4" x 14 1/4"

Inside Dimensions:

6 1/2" x 8 1/4" x 2" to 9"

Header: 7" x 5 1/4"



Counter Display #4

10 1/4" x 8" x 8 1/2"

Inside Dimensions:

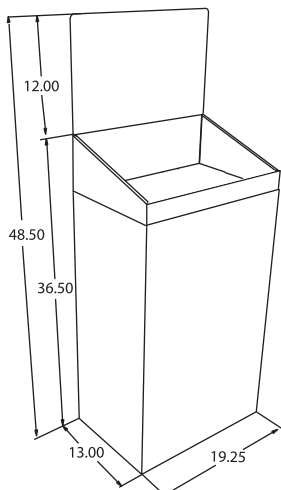
9 7/8" x 7 1/2" x 1" to 3 3/4"

Header: 10" x 5"

Retail Floor Displays

It is always difficult to obtain retail shelf space, so why not create your own space with a **floor display**! Creating custom displays can be an expensive process for a new product, so test it out without the steel die investments with GLBC Retail Floor display solutions. Buy it plain white or kraft and add print or labels to build your brand identity and create aisle side appeal.

With 8 standard styles to choose from, you'll find an option that will fit your needs. Ask about our fulfillment services and let us do the work. We can coordinate the printing, manufacturing, assembling, packing, palletizing and the distributing of your retail program.

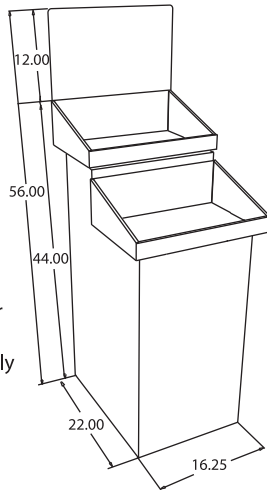


Floor Display #1
1 Tier

19 1/4" x 13" x 48 1/2"

Inside Dimensions
Tray: 18" x 12" x 2" to 6"
Header: 19" x 12"

Pillar display can be a floor display or convert to a counter top display, simply by removing the base.

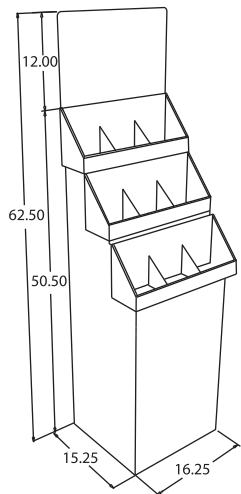


Floor Display #2
2 Tier

16 1/4" x 22" x 56"

Inside Dimensions
Tray: 18" x 12" x 2" to 6"
Header: 16" x 12"

Large footprint maximizes store presence. Two tiers allow for greater brand exposure.

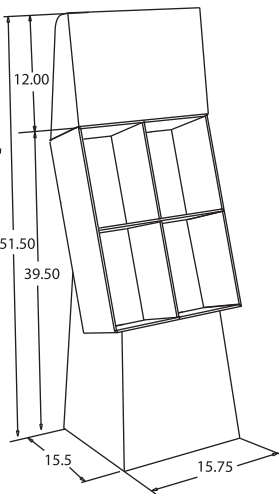


Floor Display #3
3 Tier

16 1/4" x 15 1/4" x 62 1/2"

Inside Dimensions
Tray: 17 1/2" x 4 1/2" x 2"
Cell: 5 3/4" x 4 1/2" x 2"
Header: 16" x 12"

Ideal for small products. The dividers can fold out to separate up to 9 skus.

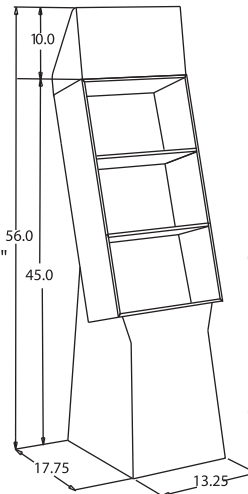


Floor Display #4
4 Cell Display

15 3/4" x 15 1/2" x 51 1/2"

Inside Dimensions
Shell: 21 3/4" x 16" x 7 1/2"
Cell: 10 3/4" x 7 3/4" x 7 1/2"
Header: 16 3/4" x 12"

Large header maximizes brand exposure and marketing message.

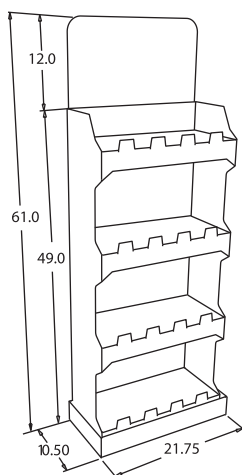


Floor Display #5
Shelf Display

13 1/4" x 17 3/4" x 56"

Inside Dimensions
Shell: 27 3/4" x 14" x 7 3/4"
Cell: 14" x 9" x 7 3/4"
Header: 14 1/2" x 10"

Reinforced double wall shelves ideal for heavier products. Small footprint great for retail programs.

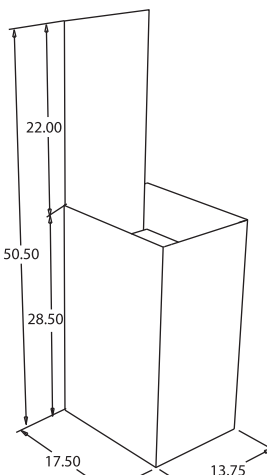


Floor Display #6
Weekender

21 3/4" x 10 1/2" x 61"

Inside Dimensions
Shelf: 21" x 10" x 13 1/2"
Header: 21" x 12"

Ideal for heavy products with sturdy double wall construction.



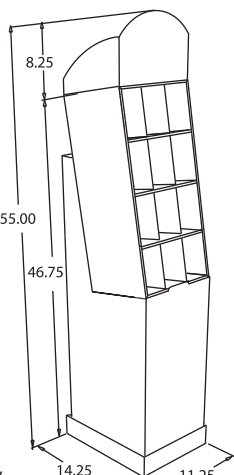
Floor Display #7
Dump Bin *

13 3/4" x 17 1/2" x 50 1/2"

Inside Dimensions
Bin: 17 1/4" x 13 1/2" x 10"
Header: 13" x 22"

Bin display is ideal for clearance or large items. Use false bottom or the raised insert to feature product at eye level.

* Note: Size can be customized, no dies required.



Floor Display #8
12 Cell Display

11 1/4" x 14 1/4" x 55"

Inside Dimensions
Shell: 24 3/4" x 10 1/2" x 9 3/4"
Cell: 6" x 3 1/4" x 9 3/4"
Header: 11" x 8 1/4"


The multi-component 12 cell display is great for merchandising multiple skus.

RISK FREE
No steel die investment.

Save on set up costs!

Affordable and versatile!

LOW MINIMUMS starting as low as 25 units.




corrugated



folding cartons & rigid boxes



labels



protective packaging



shipping supplies